

Installing Citrix on iPad

Open up AppStore and search for Citrix
Click Free > Install



After Citrix Installs on the Home Screen
Run App



Press the "Add Account" Button



In the Address Field type in:
citrix.jerichoschools.org



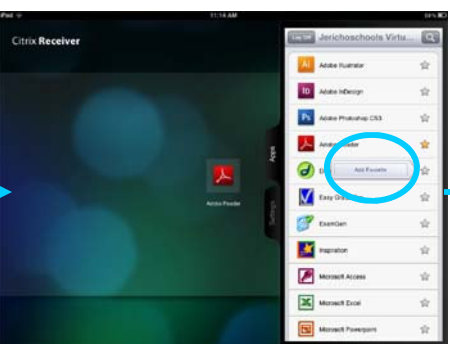
In the second box fill out the fields using
your Jericho Credentials.
The domain is jericho



Choose the Applications you wish to
use. Press the star next to the name...



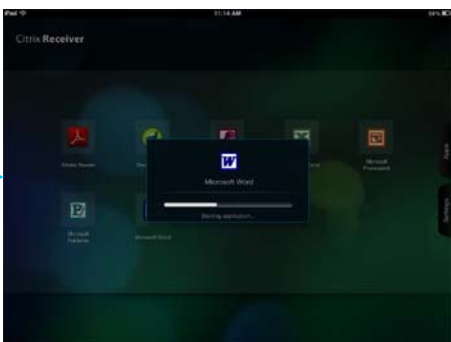
then press "Add Favorite"



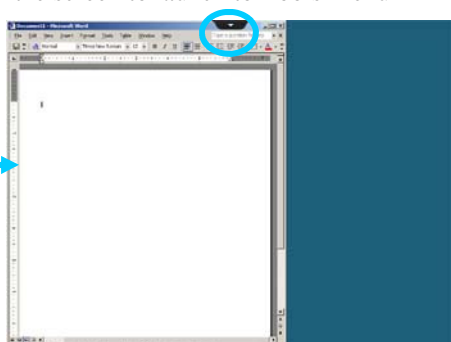
Your Citrix Home Screen will display the
Apps you have chosen. If you want to
add more click the Apps tab on the Right



Launch an App (I.E. MS Word)



Press the Black Arrow Tab at the top of
the screen to launch to Tools Menu



Use the Tools menu for launching the Keyboard,
Arrow, Mouse Etc. or to go
back to the Citrix Home Screen.

